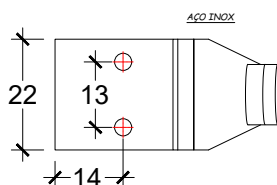
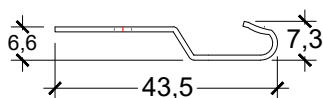
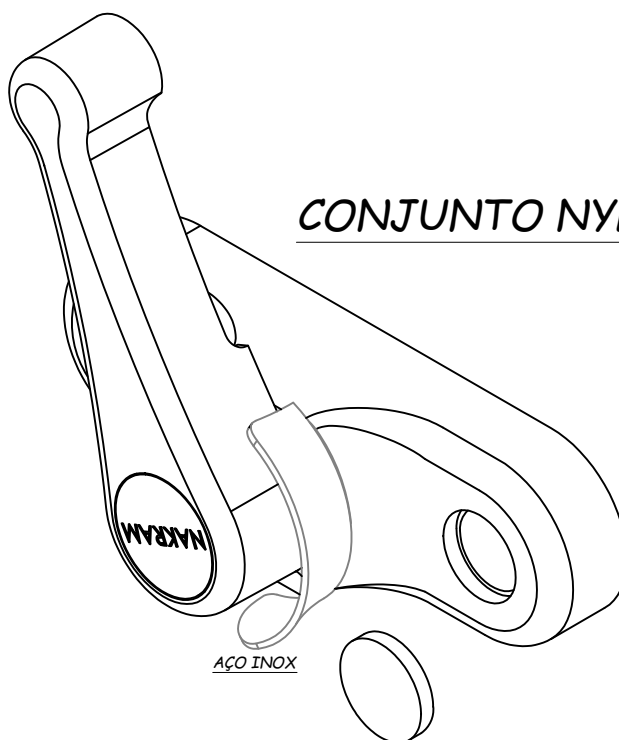
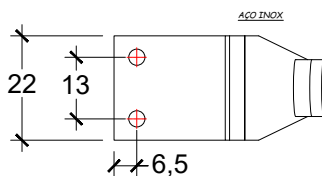
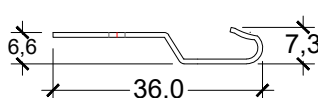


CONJUNTO NYLON

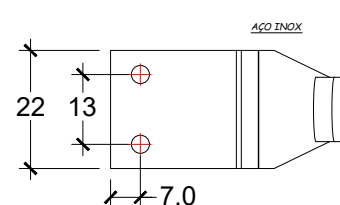
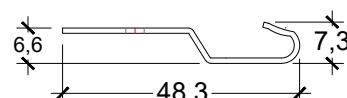
(esc.1:1)



CFE- 020 PADRÃO



CFE- 021



CFE- 022 MAIOR

FLC-010 FECHO LATERAL CRESCENTE

COD. NK	COD. MERCADO	ACABAMENTO
FLC-013-D	FLC-013-D PTO NAKRAM	PRETO
FLC-013-E	FLC-013-E PTO NAKRAM	PRETO
FLC-016-D	FLC-016-D BCO NAKRAM	BRANCO
FLC-016-E	FLC-016-E BCO NAKRAM	BRANCO

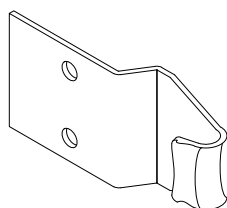
EMBALAGEM

CONJUNTO

1 CONJ. FECHO NYLON MONTADO.

CONTRA FECHO INOX OPCIONAL. (3 TIPOS CONFORME DESENHOS)

* TEMOS OPÇÕES DE MUDANÇAS DE COMPRIMENTO.



Desenho Ilustrativo